

Certificate of Analysis No. : 1629466B

Customer

BRAIMIOTIS - P. SCARLATOS Ltd
144, 3rd SEPTEMVRIOU
11251 ATHENS

Attn.: Mr GOROGIAS

Date of issue: 4/11/2016

Sample information

Sample kind : Parts of Electronic cigarette
Sample identification : J-Easy 9 Battery (D-MEAS-161018-006) / Q16 Clearomizer (D-ATQ16-161018-006) / OCC Coil Cylinder 1,6 Ohm (D-COCC-161018-006), prod/imp.: JFT Co, Ltd.1209, Seoulsoop SK-V1 Tower,5,Seongsuilro 8-gil, Seongdong-gu,Seoul, KOREA 04793
Received on : 20/10/2016 2:10:00 p.m.
Packaging : ---
Seals : None
Temperature : Ambient
Condition on receipt : Normal

Sampling information

Sampling responsible : Customer
Date : ---
Location : ---
Point : ---
Method : ---

Certificate of Analysis No. : 1629466B

Analysis result

Date of analysis : 26/10/2016 – 2/11/2016

PARAMETER	METHOD	UNITS	RESULT	LIMITS
E-cigarette emission testing			.	
Emission protocol			.	
E-liquid			Reference B (AFNOR XP D 90-300-3)	
MOD			J-Easy 9 Battery	
Atomizer			Q16 Clearomizer	
Atomizer head/coil			OCC Coil Cylinder 1,6 Ohm	
Coil Composition			Cr20Ni80	
Battery type			li-ion	
Battery capacity		mAh	900	
Wattage		W	12,1	
Voltage		V	4,4	
Device Airflow		on/off	full ON	
Puff duration		sec	3	
Puff interval (frequency)		sec	30	
Puffs per set		unit	20	
Set number		unit	5	
Puff number		unit	100	
Aspiration Airflow		l/min	1,1	
Puff volume		ml	55	
Vapor temperature at mouthpiece outlet		°C	<60	
Inclination angle of e- cigarette tank		°	45	
Emissions			.	
Nicotine	* GC/FID	mg / 100 puffs	5,2	-
Diethylene glycol	* GC/FID	µg / 200 puffs	Not detected	LOD=500 -
Formaldehyde	* Coresta GC/MS	µg / 200 puffs	17	-
Acetaldehyde	* Coresta GC/MS	µg / 200 puffs	7,2	-
Acrolein	* Coresta GC/MS	µg / 200 puffs	Not detected	LOD=2 -

The analysis results refer only to the items tested

This certificate shall not be reproduced unless in full without the written approval of A. TSAKALIDIS Inc.

(*)Method out of the scope of accreditation

Certificate of Analysis No. : 1629466B

Analysis result

Date of analysis: 26/10/2016 – 2/11/2016

PARAMETER	METHOD	UNITS	RESULT	LIMITS
Crotonaldehyde	* Coresta GC/MS	µg / 200 puffs	Not detected	LOD=2 -
TSNA: NNN	* British American Tobacco	µg / 200 puffs	Not detected	LOD=0,04 -
TSNA: NNK	* British American Tobacco	µg / 200 puffs	Not detected	LOD=0.04 -
Toluene	* British American Tobacco	µg / 200 puffs	Not detected	LOD=0.5 -
Benzene	* British American Tobacco	µg / 200 puffs	Not detected	LOD=0.5 -
1,3- Butadiene	* British American Tobacco	µg / 200 puffs	Not detected	LOD=1 -
Isoprene	* British American Tobacco	µg / 200 puffs	Not detected	LOD=1 -
Diacetyl	* Coresta GC/MS	µg / 200 puffs	<4	-
Acetyl Propionyl	* Coresta GC/MS	µg / 200 puffs	Not detected	LOD=2 -
Cadmium	* GF-AAS	µg / 200 puffs	Not detected	LOD=0.004 -
Chromium	* GF-AAS	µg / 200 puffs	<0,24	-
Copper	* GF-AAS	µg / 200 puffs	2,6	-
Lead	* GF-AAS	µg / 200 puffs	<0,9	-
Nickel	* GF-AAS	µg / 200 puffs	1,1	-
Arsenic	* Hydride / AAS	µg / 200 puffs	Not detected	LOD=0.07 -
Mercury	* Hydride / AAS	µg / 200 puffs	Not detected	LOD=0.02 -
Tin	* GF-AAS	µg / 200 puffs	Not detected	LOD=0,8 -
Antimony	* Hydride / AAS	µg / 200 puffs	Not detected	LOD=0,13 -

LOD: Limit of detection

For
A. TSAKALIDIS Inc.

A. TSAKALIDIS
Managing Director

Certificate of Analysis No. : 1629466B

APPENDIX A

SAMPLE'S PHOTOGRAPH

Certificate of Analysis No. : 1629466B



Certificate of Analysis No. : 1629466B

APPENDIX B

CHROMATOGRAMS

Certificate of Analysis No. : 1629466B

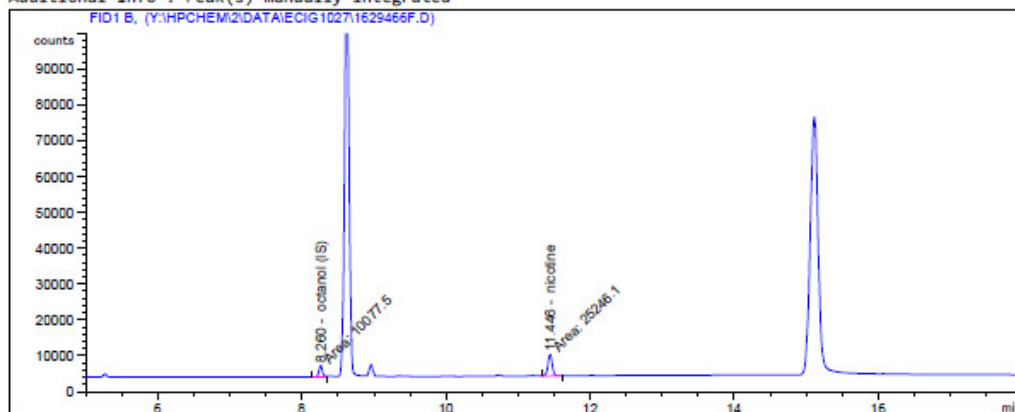
1. Nicotine -Diethylene glycol

Data File Y:\HPCHEM\2\DATA\ECIG1027\1629466F.D
 Sample Name: 1629466f

```
=====
Acq. Operator   : drillia                      Seq. Line : 22
Acq. Instrument : Instrument 2                  Location  : Vial 22
Injection Date  : 29/10/2016 2:32:31 μm        Inj       : 1
                                           Inj Volume: 1 μl

Acq. Method    : C:\HPCHEM\2\METHODS\ECIGAR.M
Last changed   : 28/10/2016 4:50:39 μm by drillia
Analysis Method: C:\METHODS (PROS) FID\ECIGAR2.M
Last changed   : 10/11/2016 3:15:51 μm
                (modified after loading)
Method Info    : GC5 HP wax
=====
```

Additional Info : Peak(s) manually integrated



Area Percent Report

```
=====
Sorted By      : Signal
Calib. Data Modified : 10/11/2016 3:15:51 μm
Multiplier     : 1.0000
Dilution       : 1.0000
Use Multiplier & Dilution Factor with ISTDs
=====
```

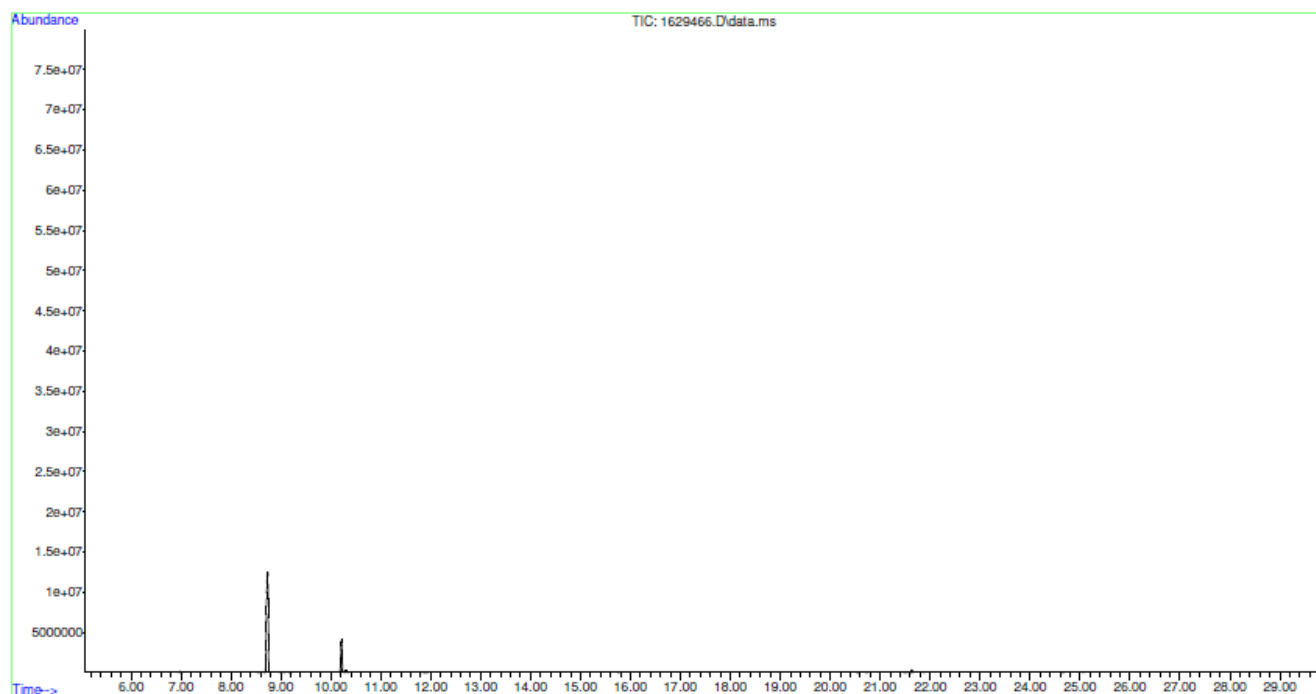
Signal 1: FID1 B,

Peak #	RetTime [min]	Type	Width [min]	Area counts*s	Area %	Name
1	8.260	MM	0.0541	1.00775e4	28.52899	octanol (IS)
2	11.446	MM	0.0697	2.52461e4	71.47101	nicotine
3	12.054		0.0000	0.00000	0.00000	diethylen
Totals :				3.53236e4	100.0000	

Certificate of Analysis No. : 1629466B

2. Diacetyl & acetyl propionyl

File :D:\MassHunter\GCMS\1\data\ecigarette 2016 11 01\1629466.D
Operator :
Acquired : 02 Nov 2016 05:14 using AcqMethod carbonylssim2.M
Instrument : 5977A
Sample Name: 1629466
Misc Info :
Vial Number: 2



Certificate of Analysis No. : 1629466B

3. Nitrosamines

Quantify Sample Report

MassLynx 4.1

Dataset: Untitled

Last Altered: Thursday, November 03, 2016 10:06:05 GTB Standard Time

Printed: Thursday, November 03, 2016 10:06:19 GTB Standard Time

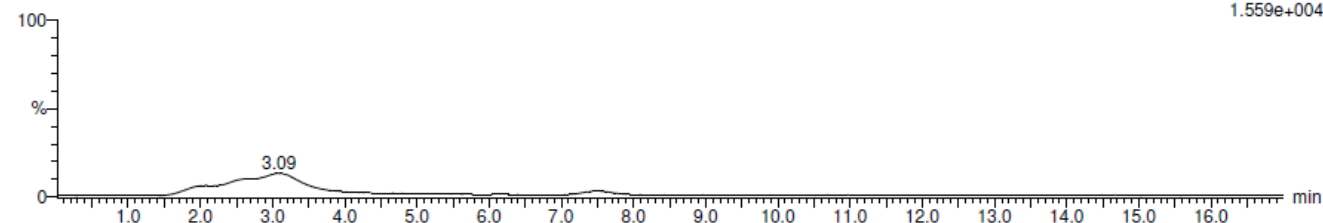
Method: C:\MassLynx\Default.pro\Methdb\nitrosamines.mdb 02 Sep 2016 12:57:18

Calibration: No Calibration

NNN

1629466
1629466

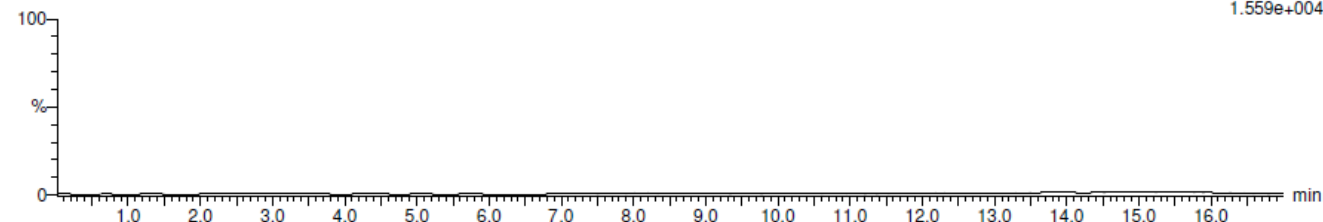
MRM of 8 channels, ES+
178.4>148.5
1.559e+004



NNK

1629466
1629466

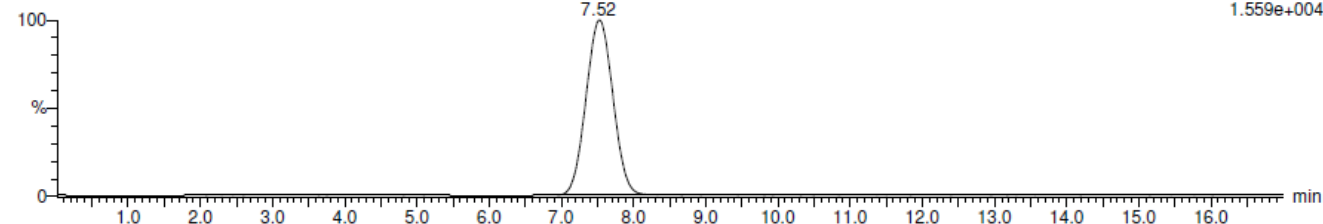
MRM of 8 channels, ES+
208.5>122.6
1.559e+004



NNK-d3

1629466
1629466

MRM of 8 channels, ES+
211.4>122.4
1.559e+004

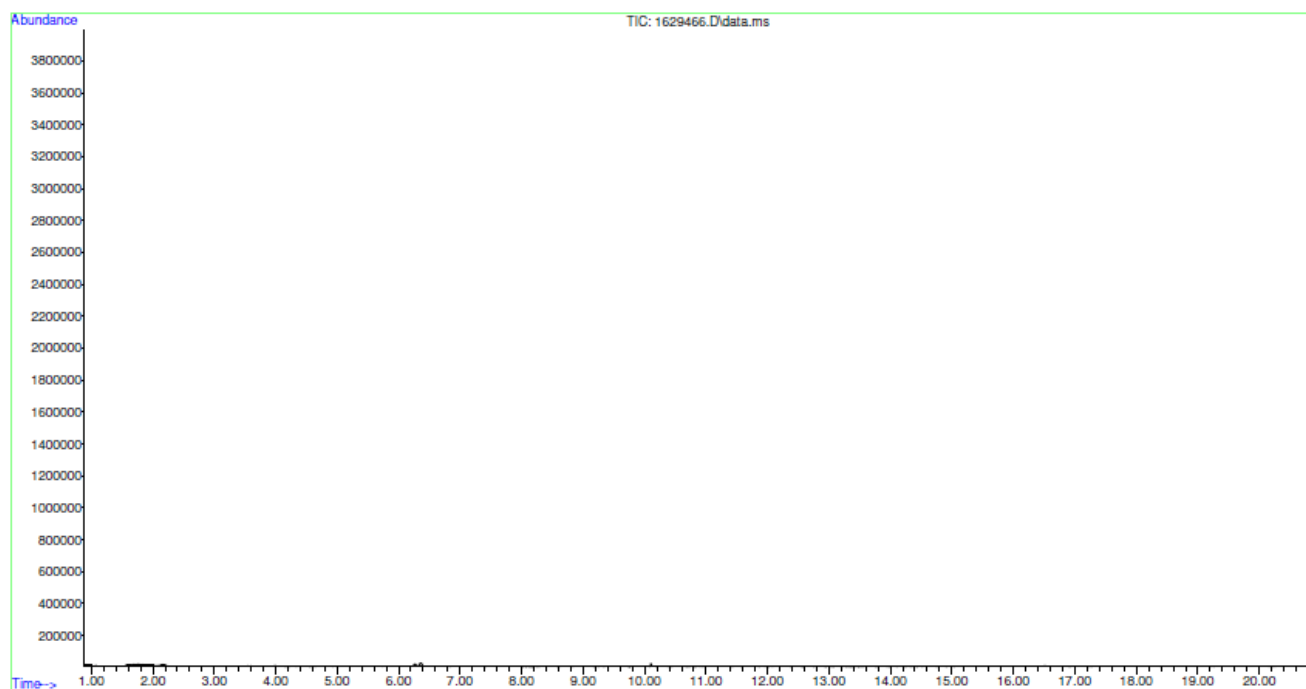


#	Name	Trace	RT	Area	Response
1	NNN	178.4>148.5			
3	NNK	208.5>122.6			
5	NNK-d3	211.4>122.4	7.52	6709.934	6709.934

Certificate of Analysis No. : 1629466B

4. Volatile organic compounds

File :D:\MassHunter\GCMS\1\data\ecigarette vocs 2016 10 27c\162946
... 6.D
Operator :
Instrument : 5977A
Acquired : 29 Oct 2016 00:36 using AcqMethod ecigarvochs.M
Sample Name: 1629466
Misc Info :



Certificate of Analysis No. : 1629466B

APPENDIX C

ANALYTICAL METHODS DESCRIPTION

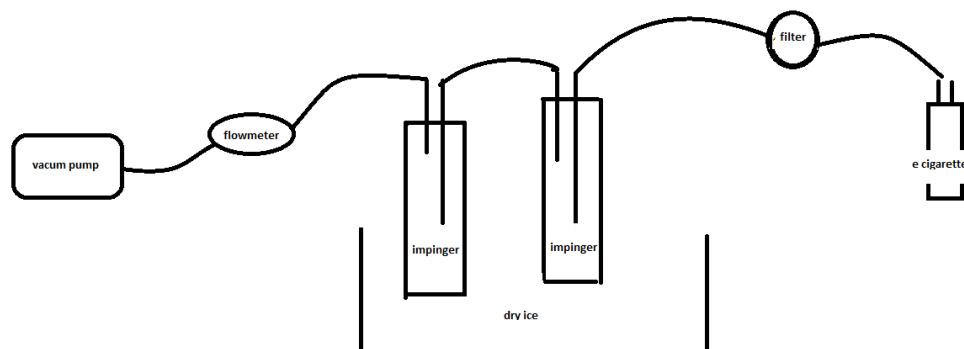
Certificate of Analysis No. : 1629466B

ANALYSIS OF ELECTRONIC CIGARETTE EMISSIONS

1. Vapor sampling

For the testing of the emissions of undesirable substances from electronic cigarette devices, vaporization tests are done by the use of reference liquid B (&5.2.4, AFNOR XP D90-300-3) according to the parameters which are set in paragraph 5.4.7 of AFNOR XP D90-300-3 (July 2016).

The collection of vapor is done by filters of 37 mm diameter and traps under cooling and specifically three series of experiments were done using the following device.



1st vaporization: The steam is collected on the filter which is followed by the traps that contain methanol and are cooled by dry ice.

- The filter is extracted by methanol and is divided in two parts. a) on the first part, nicotine and diethylene glycol are determined by gas chromatography and flame ionization detector. b) on the second part, nitrosamines NNN και NNK are determined by liquid chromatography and mass spectrometer.
- On methanol which is collected on the traps, Toluene, Benzene, Isoprene and 1,3- Butadiene are detected by gas chromatography and mass spectrometer.

2nd vaporization: The vapor is collected on filter and traps that contain acetonitrile and are cooled by dry ice. The filter is extracted by the acetonitrile which is in the traps followed by derivatization of the eluate by o-(2,3,4,5,6-pentafluorobenzyl)-hydroxylamine hydrochloride (PFBHA) and analysis by gas chromatography and mass spectrometer.

3rd vaporization: The vapor is collected on filter which is followed by traps that contain water and are cooled. The filter is extracted by the water which is in the traps and the addition of nitric acid and analysis of the eluate for the determination of metals by atomic absorption spectroscopy is followed.

Certificate of Analysis No. : 1629466B

2. Description of analytical methods

Determination of Nicotine -Diethylene glycol

Instrumentation

- Gas Chromatograph (GC) Hewlett Packard 5890
- Capillary column HP-INNOWAX with dimensions: length 30m x diameter 0.32mm x film thickness 0.25μ
- Injector split/splitless
- Detector FID
- Carrier gas helium

Experimental procedure

The filter is extracted by methanol using ultrasounds, followed by filtration of the extract. Using an appropriate aliquot of the extract, the internal standard 1-octanol is added. Then, analysis by GC/FID is followed and quantification of the compounds is done by the use of calibration curve, which is constructed by the analysis of four standards.

Determination of carbonyl compounds, diacetyl & acetyl propionyl.

Instrumentation

- Gas Chromatograph, Agilent 7890B
- Capillary column BPX5(SGE) with dimensions: length 30m x diameter 0,25mm x film thickness 0,25μm
- Detector 5977A MSD.
- Injector split/splitless
- Autosampler Agilent G4513A
- Carrier gas helium, chromatography purity

Experimental procedure

The method is based on the article *Analysis of selected carbonyl compounds in e-aerosols and e-liquids using pentafluorobenzyl hydroxylamine derivatization and gas chromatography-mass spectrometry, CORESTA Meeting, Smoke Science/Product Technology, 2015*, where carbonyl compounds are collected passing through the filter into traps with acetonitrile under cooling by dry ice. The filter is extracted by the acetonitrile which is in the traps. In an aliquot of the extract, internal standard of acetone-d6 is added, then diluted by water and derivatized by a water solution of o-(2,3,4,5,6-pentafluorobenzyl)-hydroxylamine hydrochloride (PFBHA) in ambient temperature for 24 hours. The PFBHA derivatives are extracted by hexane and analyzed by gas chromatography and mass spectrometer (GC/MS) on selected ion monitoring (SIM) mode. The quantification is done by the use of calibration curve which is constructed by the analysis of four standards.

Certificate of Analysis No. : 1629466B

Determination of nitrosamines

Instrumentation

- High Pressure Liquid Chromatograph, HP 1100
- Liquid Chromatography Column ZORBAX SB-C3 Narrow-BORE 2,1x150mm 5-Micron
- Mass Spectrometer Waters Micromass Quattro.
- Nitrogen generator Peak NM series II

Experimental procedure

The method is based on the method of British American Tobacco Group Research & Development Method - Determination of tobacco-specific nitrosamines in mainstream smoke where the filter is extracted by methanol, subsequently in an aliquot of the above internal standard NNK-d₃ is added and analysis by LC/MS/MS is followed. The quantification is done by external calibration curve of five standards. The transitions are the following:

compound	parent ion	daughter ion
(m/z)		
NNK	208	122
NNN	178	148
NNK-d ₃	211	122

Determination of volatile organic compounds

Instrumentation

- Gas Chromatograph, Agilent 7890B
- Capillary Column BPX5(SGE) with dimensions: length 30m x diameter 0,25mm x film thickness 0,25µm
- Detector 5977A MSD.
- Injector split/splitless
- Headspace sampler, Agilent Technologies G1888
- Carrier gas helium, chromatography purity

Experimental procedure

The method is based on British American Tobacco Group Research & Development Method - Determination of selected volatiles in mainstream smoke where volatile organic compounds are collected on two traps which contain methanol under cooling by dry ice. In a methanol aliquot internal standard toluene -d₈ is added and analysis by gas chromatography and mass spectrometer by static headspace technique on sim mode is followed. The quantification is done by external calibration curve of four standards and based on the main ion of each compound.

Certificate of Analysis No. : 1629466B

Component	Target (m/z)	Qualifiers (m/z)
1,3-Butadiene	54	53 , 51
Isoprene	67	68 , 53
Benzene	78	77 , 51
D ₈ -Toluene	98	100
Toluene	91	92 , 65

Determination of metals

A) Instrumentation

- Atomic absorption spectrometer VARIAN AA240Z with graphite furnace (GTA120) equipped with Zeeman background correction system, autosampler (PSD 120) as well as the necessary hollow cathode lamps

Experimental procedure

By the method of atomic absorption spectrometry with electrothermal atomization in graphite furnace the following metals are determined:

- Cadmium
- Chromium
- Copper
- Lead
- Nickel
- Tin

B) Instrumentation

- Atomic absorption spectrometer VARIAN AA280FS
- Vapor generating apparatus, VARIAN VGA-77

Experimental procedure

Arsenic is determined in the eluate of the glass wool by the use of atomic absorption after its conversion to hydride, using sodium borohydride as reducing agent.

Mercury is determined by the use of atomic absorption after its conversion to hydride, using tin chloride as reducing agent by the technique of cold vapor.